



# Guide for Using the TexShare Databases

Compiled by  
Clarendon College  
Library Staff

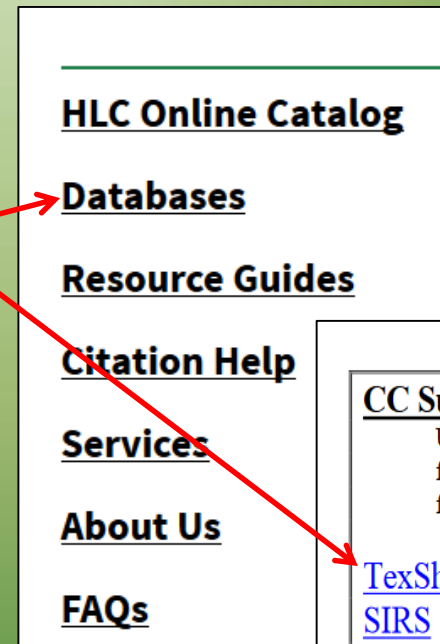
Updated May 2017

# Welcome!

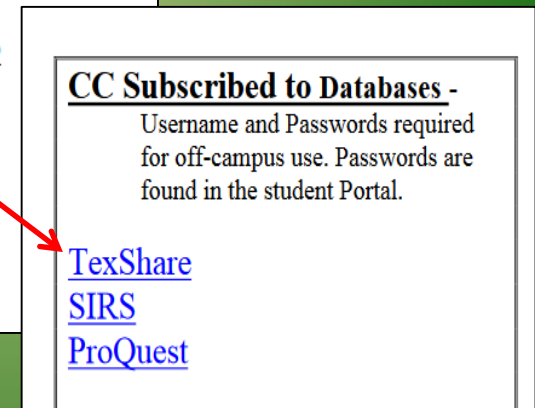
- Welcome to the Clarendon College Vera Dial Dickey Library's Online Guide. Information Literacy is the key to lifelong Learning and success. This tutorial is designed to provide a self-paced learning experience to help you succeed in your research assignments.

# Library Home Page

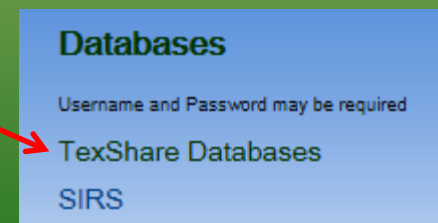
- Welcome to the library homepage. Click on **Databases** then **TexShare** to begin your search of the databases. TexShare can also be found in the right column of the CC Online Catalog.



A vertical navigation menu with the following items: **HLC Online Catalog**, **Databases**, **Resource Guides**, **Citation Help**, **Services**, **About Us**, and **FAQs**. A red arrow points from the **Databases** link to the right.



**CC Subscribed to Databases -**  
Username and Passwords required for off-campus use. Passwords are found in the student Portal.  
[TexShare](#)  
[SIRS](#)  
[ProQuest](#)



**Databases**  
Username and Password may be required  
[TexShare Databases](#)  
[SIRS](#)



# TexShare

- TexShare provides full-text articles from encyclopedias, almanacs, journals, and newspapers. The database include a wide range of topics as well.

The screenshot shows the TexShare Databases website. At the top left is the TexShare Databases logo, which features a map of Texas with a blue and red color scheme. To the right of the logo, the text reads "Exclusive e-Resources Available". In the top right corner, there is a blue banner with white text that says "A program of the [Texas State Library & Archives Commission](#), supported by grants from the Institute of Museum and Library Services" and "Clarendon College". Below the banner, there is a navigation bar with a link for "Complete List of Databases" and the "Discovery Texas" logo. The main content area is divided into two sections: "General Information and Periodicals" and "Do-It-Yourself Reference Centers *New in TexShare!*". The "General Information and Periodicals" section contains three items: "All EBSCO" (a complete list of licensed EBSCO e-resources), "EBSCO MasterFile Premier" (more than 1,700 general reference, business, health, and education resources), and "Newspaper Source" (cover-to-cover full-text for more than 40 national and international newspapers). The "Do-It-Yourself Reference Centers" section contains three items: "Hobbies and Crafts Reference Center" (how-to instructions for virtually every hobby enthusiast), "Home Improvement Reference Center" (full-text articles and images for home improvement and repair projects), and "Small Engine Repair Reference Center" (search by product type, brand or model for maintenance and repair guides).

**TexShare Databases** Exclusive e-Resources Available

A program of the [Texas State Library & Archives Commission](#), supported by grants from the Institute of Museum and Library Services

Clarendon College

[Complete List of Databases](#) *Discovery Texas*

**General Information and Periodicals**

-  [All EBSCO](#) - Complete list of all licensed EBSCO e-resources.
-  [EBSCO MasterFile Premier](#) - More than 1,700 general reference, business, health, and education resources.
-  [Newspaper Source](#) - Cover-to-cover full-text for more than 40 national and international newspapers.


**Do-It-Yourself Reference Centers *New in TexShare!***

-  [Hobbies and Crafts Reference Center](#) - "How-to" instructions for virtually every hobby enthusiast.
-  [Home Improvement Reference Center](#) - Full-text articles and images for home improvement and repair projects.
-  [Small Engine Repair Reference Center](#) - Search by product type, brand or model for maintenance and repair guides.

# TexShare: EBSCO

- Scroll down and click on EBSCO Academic Search Complete.
- Search the word “Texting”

GENERAL INFORMATION  
[All EBSCO Databases](#)  
[more info](#)  
[Academic Search Complete](#)  
[more info](#)  
[eBooks on EBSCOhost](#)  
[more info](#)  
[Fuente Académica](#) **SP**



Searching: **Academic Search Complete** | [Choose Databases](#)

texting   [?](#)

[Search Options](#) | [Basic Search](#) | [Advanced Search](#) | [Visual Search](#) | [Search History](#)

**Search Options**

Search modes [?](#)  Boolean/Phrase  Apply related words

Find all my search terms

# TexShare: EBSCO

- There are thousands of results for “texting”.
- Let’s narrow by clicking the following:
  - Full Text
  - Publication Date
  - Pick a Source type

The screenshot shows the EBSCOhost search interface. At the top, the search term "texting" is entered in the search box. Below the search box, there are links for "Basic Search", "Advanced Search", and "Search History". The "Refine Results" section is expanded, showing the "Current Search" as "texting" and "Full Text" selected under "Limiters". Under "Limit To", "Full Text" is checked, and "Scholarly (Peer Reviewed) Journals" is also checked. The "Publication Date" range is set from 1986 to 2017. Under "Source Types", "All Results" is checked, and "Academic Journals (713)" is selected. The search results are displayed on the right, showing two results. The first result is "1. Indiana's Texting-While-Driving Working and How Could It Be..." by GORMLEY, EMMA. The second result is "2. The Uses of Texting in Sex Associations With Risky Sex..." by Broaddus, Michelle. Both results are from "Academic Journal".

# TexShare: EBSCO

- Now click on the title of the article you want to open.
- The article will open up to the Detailed Record
- Click on Full Text

The screenshot shows the EBSCO database search results page. At the top, it says "Search Complete" and "Choose Databases". There is a search bar with "Search" and "Clear" buttons. Below the search bar, there are links for "Search", "Visual Search", and "Search History". A blue bar indicates "Page: 1 2 3 4 5".

The first search result is titled "Impacts of Short Message Service Texting on University Students" by Yau-hau Tse and Andrew. It is from the journal "Asian Social Science", January 2012, Vol. 8, Issue 1. The article is available in "Academic Journal" format.

The "Detailed Record" for this article is shown, including options for "HTML Full Text" and "PDF Full Text (2.1MB)". There are also links for "Cited References (7)" and "Find Similar Results using SmartText Searching".

The right side of the screen shows the "CLASSROOM TEXTING" section with the following details:

- Authors:** PETTIJOHN, FRAZIER, ER; RIESER, ELI; VAUGHN, NI; HUPP-WILD
- Source:** College Stud
- Document Type:** Article
- Subject Terms:** \*CELL phone; \*RESEARCH; \*TEXT mess; \*COLLEGE s; \*ACADEMIC; \*CELL phone; RISK factors
- Author-Supplied Keywords:** classroom
- Keywords:** college stud; texting; texting.

# TexShare: EBSCO

- You have many thing you can do within a HTML Text.
- Translate
- Print
- E-mail
- Listen
- Download
- And More

The screenshot displays the EBSCO TexShare interface for a document titled "CLASSROOM TEXTING IN COLLEGE STUDENTS". The interface includes a left sidebar with options like "Detailed Record", "HTML Full Text", "PDF Full Text (2.mib)", and "Cited References (7)". The main content area shows the document title, authors (PETTIJOHN, TERRY F., FRAZIER, ERIK, RIESER, ELIZABETH, VAUGHN, NICHOLAS, HUPP-WILDS, BOBBI), and a "Listen" button with a "Choose Language" dropdown set to "American Accent". A right sidebar titled "Tools" contains various options: "Add to folder", "Print", "E-mail", "Save", "Cite", "Export", "Create Note", "Permalink", and "Share". Red arrows point from the list on the left to the "Translate" button, the "Print" and "E-mail" buttons, the "Listen" button, and the "Download" button.



# TexShare: EBSCO

- Click on Cite to get the Citation needed for research papers. You may have to scroll down to find style needed.

**Citation Format**

NOTE: Review the instructions at [EBSCO Support Site](#) and make any necessary corrections before using. Pay special attention to personal names, capitalization, and dates. Always consult your library resources for the exact formatting and punctuation guidelines.

'CLASSROOM TEXTING IN COLLEGE STUDENTS', *College Student Journal*, vol. 49, no. 4, pp. 513-516.

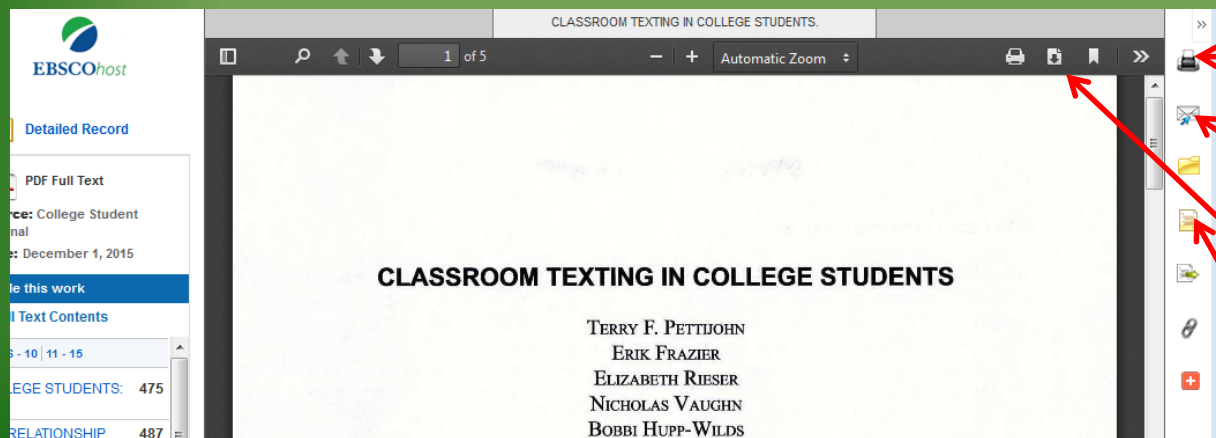
**MLA** Works Cited  
(Modern Language Assoc.) PETTIJOHN, TERRY F., et al. "Classroom Texting in College Students." *College Student Journal*, vol. 49, no. 4, Winter2015, pp. 513-516. EBSCOhost, search.ebscohost.com/login.aspx?direct=true&db=a9h&AN=111986884&site=ehost-live.

**Vancouver/ICMJE** References  
PETTIJOHN, TERRY F., et al. "Classroom Texting in College Students." *College Student Journal*, vol. 49, no. 4, Winter2015, pp. 513-516. EBSCOhost, search.ebscohost.com/login.aspx?direct=true&db=a9h&AN=111986884&site=ehost-live.

Right-hand menu options: Add to folder, Print, E-mail, Save, **Cite**, Export, Create Note, Permalink

# TexShare: EBSCO

- Now let look at the PDF Full text of the same article.
- The PDF version will appear the same as the print article.
- You have some of the same options available in the PDF version.



The screenshot shows the EBSCOhost interface for a PDF document. The document title is "CLASSROOM TEXTING IN COLLEGE STUDENTS" by Terry F. Pettijohn, Erik Frazier, Elizabeth Rieser, Nicholas Vaughn, and Bobbi Hupp-Wilds. The interface includes a sidebar on the left with the EBSCOhost logo and navigation options like "Detailed Record" and "PDF Full Text". The main area displays the document content. The top toolbar contains icons for print, email, download, and cite, which are highlighted with red arrows and labels on the right side of the image.

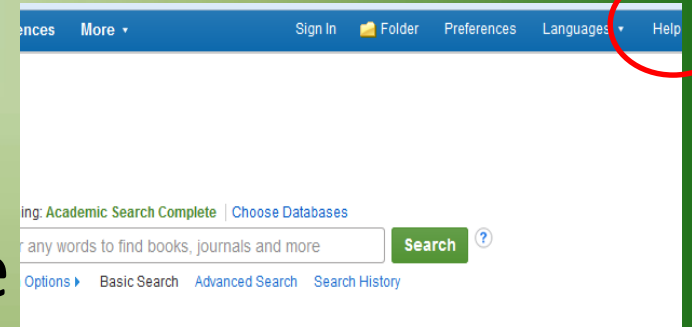
CLASSROOM TEXTING IN COLLEGE STUDENTS

TERRY F. PETTIJOHN  
ERIK FRAZIER  
ELIZABETH RIESER  
NICHOLAS VAUGHN  
BOBBI HUPP-WILDS

- Print
- E-mail
- Download
- Cite

# Explore the Databases

- Many of the database have there own short video and PowerPoint. Click Help at the top.
- TexShare has databases that covers a number of subjects.
- The databases may be set up different but they generally work the same way.



## EBSCOhost Research Databases

EBSCOhost is a powerful online reference system accessible via the Internet. It offers a variety of proprietary full text databases and popular databases from leading information providers.

The comprehensive databases range from general reference collections to specially designed, subject-specific databases for public, academic, medical, corporate and school libraries.

[View A Tutorial On This Topic »](#)

### EBSCO Support Site

EBSCO's [Support Site](#) is available 24 hours a day, 7 days a week. Our FAQ database, [tutorials](#), and user guides can provide answers to your technical questions.

EBSCO Customer Support Representatives are also available by [phone](#) and [e-mail](#) 24 hours a day, Monday through Friday, as well as Saturday and Sunday from 9 a.m. to 5 p.m. (US EST).

## Introduction to EBSCOhost - Tutorial

This tutorial provides an overview of the EBSCOhost interface.

[Introduction to EBSCOhost Tutorial \(PowerPoint\)](#)

**Note:** If you are unable to view videos on YouTube, click the following link to view this tutorial.

[Introduction to EBSCOhost Tutorial \(mp4\)](#)

# TexShare

Thank you

for taking the time to go through the  
TexShare Database Guide.

REMEMBER your Library Staffs is here to help  
you with anything you need,  
just let us know.